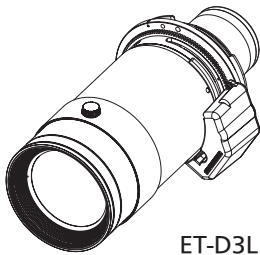


# Panasonic<sup>®</sup>

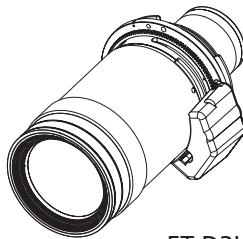
## Operating Instructions

Zoom Lens **Commercial Use**

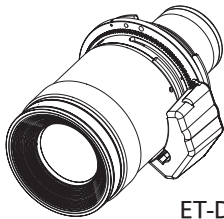
Model No. ET-D3LEW10  
ET-D3LET30  
ET-D3LET40



ET-D3LEW10



ET-D3LET30



ET-D3LET40

ENGLISH

FRANÇAIS

日本語

Thank you for purchasing this Panasonic product.

- To ensure correct use of this lens, please read the operating instructions supplied with the lens and the projector carefully.
- **Before using this product, be sure to read “Read this first!” (▶Page 3).**
- Please save this manual for future use.

# Contents

<b>Read this first!</b> .....	<b>3</b>
<b>Before Use</b> .....	<b>4</b>
<b>Preparation</b> .....	<b>5</b>
Before replacing the projection lens .....	5
Attaching and Detaching the Lens .....	5
Peripheral focus adjustment function (ET-D3LEW10).....	6
Lens calibration .....	7
<b>Projection relationships</b> .....	<b>8</b>
<b>Lens shift ranges</b> .....	<b>9</b>
<b>Specifications</b> .....	<b>10</b>
<b>Dimensions</b> .....	<b>10</b>
<b>Projected image size and Projection distance</b> .....	<b>Appendix / Annexe / 付録 1</b>
The "Appendix" can be found after the Japanese language section ( <b>日本語</b> ).	

## WARNING:

**Do not look at or place your skin into the light emitted from the lens while the projector is being used.**

Doing so can cause burns or loss of sight.

- Strong light is emitted from the projector's lens. Do not look at or place your hands directly into this light.
- Turn off the power when moving away from the projection lens or projector.

**Do not project an image with the lens cover attached.**

- Doing so can cause fire.

## CAUTION:

**Before replacing the projection lens, be sure to turn off the power and disconnect the power plug from the wall outlet.**

- Unexpected projection of light may cause injury to eyes.
- Replacing the projection lens without removing the power plug may result in electric shock.

**Do not stand in front of the lens while the projector is being used.**

Doing so can cause damage and burns to clothing.

- Strong light is emitted from the projector's lens.

**Do not place objects in front of the lens while the projector is being used.**

Doing so can cause fire, damage to the object, or malfunction of the lens and projector.

- Strong light is emitted from the projector's lens.

**Do not open the desiccant bag. Do not eat the contents.**

Inadvertently ingesting desiccant could be harmful.

- If the desiccant gets into your eyes or mouth, immediately rinse with plenty of water and seek medical attention.
- Keep desiccant out of the reach of children.

## WARNING (North America)

A projector would become Class IIIb laser product when this lens is used under the condition that throw ratio is greater than 3.0, and if used without lens hood. If you use under this condition, you must receive variance approval letter from FDA before usage. Class IIIb levels of laser radiation are considered to be an acute hazard to the skin and eyes from direct radiation.

## Note

- The lens hood needs to be mounted to the projector when this lens is used under the condition that throw ratio is greater than 3.0 in the North America region. Always ask a qualified technician or your dealer to mount the lens hood. For the assembly and attachment, refer to the separate document "Mounting the lens hood". The components and document of the lens hood may not be supplied depending on the country or region where you purchased the product.

# Before Use

This zoom lens is a projection lens equipped with an EEPROM\*1 and stepping motor.

\*1 EEPROM: Electrically erasable programmable read-only memory

## Supported projectors

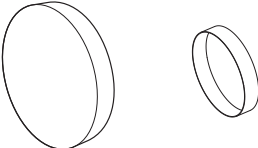
PT-RQ32K / PT-RZ31K / PT-RS30K / PT-RQ22K / PT-RZ21K / PT-RS20K

### Note

- Some of the alphabet letters at the end of projector model numbers may be omitted in this manual.
- Models other than the above may also be supported. Refer to the operating instructions for your projector or the website (<https://panasonic.net/cns/projector/>).
- If the projector you are using is PT-RQ32K / PT-RZ31K / PT-RS30K / PT-RZ21K / PT-RS20K, you may not be able to use the projection lens depending on main version of the firmware. If main version of the firmware is the version number shown below, update to the latest firmware before use.
  - PT-RQ32K / PT-RZ31K / PT-RS30K: Earlier than 3.00
  - PT-RZ21K / PT-RS20K: Earlier than 2.00For details on the update procedure, refer to the latest firmware information on the website (<https://panasonic.net/cns/projector/pass/>).
- The main version of the firmware can be checked in the [STATUS] screen.

## Supplied Accessories

Make sure that the following has been provided.

Part name	Appearance
Lens cover	 <ul style="list-style-type: none"><li>● The product is delivered with a lens cover attached.</li><li>● The shape and size of the lens caps are different for each product.</li></ul> <p style="text-align: right;">1 each for front and rear</p>

# Preparation

## Before replacing the projection lens

Return the projection lens to the home position before replacing or removing it. For details on how to return the lens to the home position, refer to the operating instructions of the projector.

### Attention

- Make sure that the projector power supply is switched off before attaching or detaching the projection lens.
- After removing the projection lens, store it safely away from vibration or impacts.
- Do not touch the electrical contacts of the projection lens with your fingers. Dust and dirt on the contacts may cause contact malfunctions, while static electricity may damage the unit.
- Do not touch the surface of the lens with bare hands. Finger prints and dirt on the surface of the lens will be magnified by the lens and lower the quality of the projected image. Place the supplied lens cover on the zoom lens when the projector is not in use.
- The lens is made of glass. The lens could be damaged if brought into contact with or rubbed against hard objects. Handle the lens carefully.
- Use a clean, soft and dry cloth to wipe away dust and dirt from the projection lens. Do not use fluffy cloths containing oil, water or dust for cleaning. The lens is easily damaged, so do not apply excessive pressure when wiping it.

## Attaching and Detaching the Lens

For details on attaching and detaching the projection lens, refer to the operating instructions of the projector.

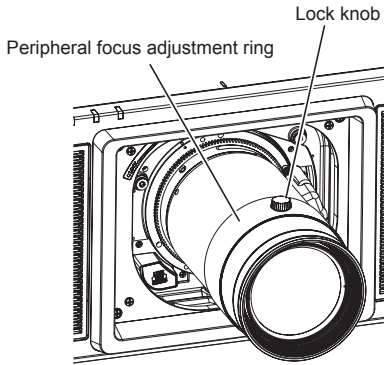
## Preparation (continued)

### Peripheral focus adjustment function (ET-D3LEW10)


When you change the size of the projected image, the focal balance between the center and peripheral areas of the screen may shift. This shift in balance tends to increase proportionally with smaller throw ratios.

The ET-D3LEW10 is equipped with a peripheral focus adjustment function to correct the shift in focal balance between the center and peripheral areas of the screen.

The illustrations in this procedure depict use of the PT-RZ21K as an example.



#### ■ Adjusting the focus



- 1) Operate the projector to align the focus of the center of the projected image.
- 2) Loosen the lock knob by turning it counterclockwise.
- 3) Turn the peripheral focus adjustment ring in the directions of the arrows to align the focus of the peripheral areas of the image.
- 4) Tighten the lock knob by turning it clockwise.

#### Note

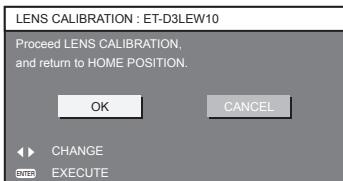
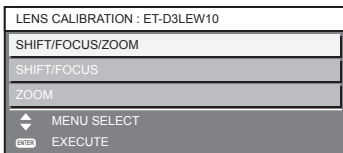
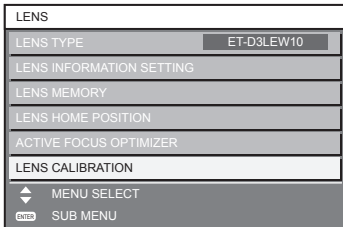
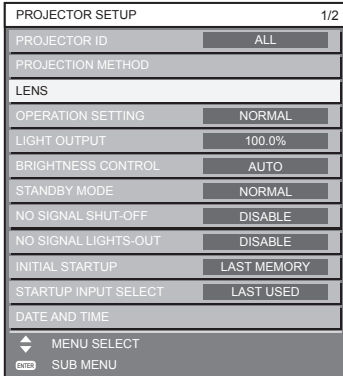
- The screen sizes displayed on the lens are approximate guides.

# Preparation (continued)

## Lens calibration

Perform lens calibration after attaching the lens.

The illustrations in this procedure depict use of the ET-D3LEW10 as an example.



- 1) Press the <MENU> button.
- 2) Use the ▲ and ▼ buttons to select [PROJECTOR SETUP], and press the <ENTER> button.
  - The [PROJECTOR SETUP] screen appears.
- 3) Use the ▲ and ▼ buttons to select [LENS], and press the <ENTER> button.
  - The [LENS] screen appears.
- 4) Use the ▲ and ▼ buttons to select [LENS CALIBRATION], and press the <ENTER> button.
  - The [LENS CALIBRATION] screen appears.
- 5) Use the ▲ and ▼ buttons to select [SHIFT/FOCUS/ZOOM], and press the <ENTER> button.
  - The confirmation screen appears.
- 6) Use the ◀ and ▶ buttons to select [OK], and press the <ENTER> button.
  - Lens calibration starts.
  - The projection lens moves to the home position after adjustment range calibration is complete.

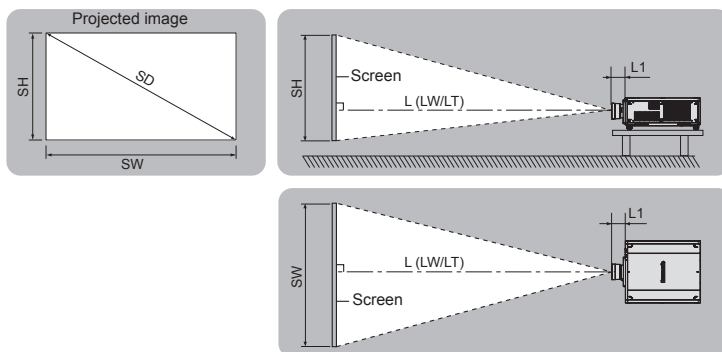
### Note

- If lens calibration is not performed, the available zoom range will be narrowed.

# Projection relationships

The dimensional relationship between the screen and the projector is shown below.

## Dimensional relationship diagram



### Note

- This diagram assumes that the size and position of the projected image will be adjusted so that the image fills the entire screen.
- This illustration is not drawn to scale.

L		Projection distance
	LW	Minimum distance
	LT	Maximum distance
L1		Lens protrusion dimension
SH		Projected image height
SW		Projected image width
SD		Projected image size

### Dimension for L1 (approximate values)

(Unit: m)

Projector model	Dimension for L1 (approximate value)		
	ET-D3LEW10	ET-D3LET30	ET-D3LET40
PT-RQ32K / PT-RZ31K / PT-RS30K	0.18	0.15	0.10
PT-RQ22K / PT-RZ21K / PT-RS20K	0.21	0.18	0.13

### Note

- The illustrations of projectors in this manual are for informational purposes only and do not represent a specific projector model. Configurations may vary with the model.

### Attention

- To prevent obstruction of the intake and exhaust vents, install the projector with a clearance at least 500 mm (1 ft. 7 in.) from walls and objects.  
If you are installing the projector in a sealed space, be sure to provide additional air conditioning equipment and ventilation equipment. Insufficient ventilation will result in an accumulation of heat and may activate the projector's protection circuit.
- Avoid setting up in places which are subject to sudden temperature changes, such as near an air conditioner or lighting equipment (studio lamps, etc.).

## Dimensional relationship

For details on the projection distance (L), refer to "Projected image size and Projection distance" and "Projection distance formulas" in the Appendix.



# Lens shift ranges

After moving the lens to the home position according to “Lens calibration” on page 7, you can use the position of the projected image at that position (i.e., the standard projection position) as a basis, and use the lens shift adjustment function on the projector to adjust the position of the projected image within the respective lens shift ranges. Perform lens shift adjustment within the ranges shown in the following illustrations. Moving the lens outside of the adjustment ranges may alter the focus. This occurs due to limitations in lens movement that are intended to protect the optical components. The following illustrations depict lens shift ranges for floor installations of the projector.

<p>PT-RQ32K / PT-RQ22K</p>	<p>Projected image width H</p> <p>Projected image height V</p> <p>Standard projection position</p>
<p>PT-RZ31K / PT-RZ21K</p>	<p>Projected image width H</p> <p>Projected image height V</p> <p>Standard projection position</p>
<p>PT-RS30K / PT-RS20K</p>	<p>Projected image width H</p> <p>Projected image height V</p> <p>Standard projection position</p>

## Note

- The home position of the projector a point of origin position for the lens shift (i.e., vertical and horizontal positions of the lens) based on the results of lens calibration. It is not the optical center position of the screen.

# Specifications

Check the specifications of each projection lens, and use the appropriate lens for your intended use.

Model No.		ET-D3LEW10	ET-D3LET30	ET-D3LET40
F value		2.5	2.5	2.5
Focal Length (f)		26.6 mm (1-1/16") - 36.4 mm (1-7/16")	50.4 mm (1-31/32") - 98.0 mm (3-27/32")	96.6 mm (3-13/16") - 154.9 mm (6-3/32")
Dimensions*1	Width	154 mm (6-1/16")	154 mm (6-1/16")	154 mm (6-1/16")
	Height	154 mm (6-1/16")	154 mm (6-1/16")	154 mm (6-1/16")
	Depth	354 mm (13-15/16")	322 mm (12-11/16")	279 mm (10-31/32")
Net Weight		Approx. 6.2 kg (13.7 lb)	Approx. 5.8 kg (12.8 lb)	Approx. 5.0 kg (11 lb)

\*1: Excluding protrusions.

# Dimensions

(Unit: mm)

Model number	Dimensions
ET-D3LEW10	<p>Technical drawing of the ET-D3LEW10 projection lens. The drawing shows a side view of the lens with a diameter of 130 mm (5-1/8 inch) and a total depth of 354 mm (13-15/16 inch). The lens is shown in a perspective view, highlighting its cylindrical shape and the mounting bracket on the right side.</p>
ET-D3LET30	<p>Technical drawing of the ET-D3LET30 projection lens. The drawing shows a side view of the lens with a diameter of 130 mm (5-1/8 inch) and a total depth of 322 mm (12-11/16 inch). The lens is shown in a perspective view, highlighting its cylindrical shape and the mounting bracket on the right side.</p>

# Dimensions (continued)

Model number	Dimensions
ET-D3LET40	<p>Technical drawing of the ET-D3LET40 camera lens showing dimensions:</p> <ul style="list-style-type: none"><li>Front diameter: <math>\varnothing 130</math> (5-1/8")</li><li>Overall length: 279 (10-31/32")</li><li>Rear diameter: <math>\varnothing 154</math> (6-1/16")</li></ul>

## ■ Indication of the manufacturer and the importer with EU Directive requirements

<p><b>English</b></p>	<p><b>Manufactured by:</b> Panasonic Connect Co., Ltd. 4-1-62 Minoshima, Hakata-ku, Fukuoka 812-8531, Japan <b>Importer:</b> Panasonic Connect Europe GmbH Hagenauer Strasse 43, 65203 Wiesbaden, Germany <b>Authorized Representative in EU:</b> Panasonic Connect Europe GmbH Panasonic Testing Centre Winsbergring 15, 22525 Hamburg, Germany</p>
<p><b>Български</b></p>	<p><b>Производител:</b> Panasonic Connect Co., Ltd. 4-1-62 Minoshima, Hakata-ku, Fukuoka 812-8531, Япония <b>Вносител:</b> Panasonic Connect Europe GmbH Hagenauer Strasse 43, 65203 Wiesbaden, Германия <b>Упълномощен представител в ЕС:</b> Panasonic Connect Europe GmbH Panasonic Testing Centre Winsbergring 15, 22525 Hamburg, Германия</p>
<p><b>Čeština</b></p>	<p><b>Vyrobil:</b> Panasonic Connect Co., Ltd. 4-1-62 Minoshima, Hakata-ku, Fukuoka 812-8531, Japonsko <b>Dovozce:</b> Panasonic Connect Europe GmbH Hagenauer Strasse 43, 65203 Wiesbaden, Německo <b>Oprávněný zástupce v EU:</b> Panasonic Connect Europe GmbH Panasonic Testing Centre Winsbergring 15, 22525 Hamburg, Německo</p>
<p><b>Српски</b></p>	<p><b>Произведен од:</b> Panasonic Connect Co., Ltd. 4-1-62, Minoshima, Hakata-ku, Fukuoka 812-8531, Јапан <b>Увозник:</b> Panasonic Connect Europe GmbH Hagenauer Strasse 43, 65203 Wiesbaden, Немачка <b>Овлашћени представник у ЕУ:</b> Panasonic Connect Europe GmbH Panasonic Testing Centre Winsbergring 15, 22525 Hamburg, Немачка</p>
<p><b>Dansk</b></p>	<p><b>Fremstillet af:</b> Panasonic Connect Co., Ltd. 4-1-62 Minoshima, Hakata-ku, Fukuoka 812-8531, Japan <b>Importer:</b> Panasonic Connect Europe GmbH Hagenauer Strasse 43, 65203 Wiesbaden, Tyskland <b>Autoriseret repræsentant i EU:</b> Panasonic Connect Europe GmbH Panasonic Testing Centre Winsbergring 15, 22525 Hamburg, Tyskland</p>
<p><b>Deutsch</b></p>	<p><b>Hergestellt von:</b> Panasonic Connect Co., Ltd. 4-1-62 Minoshima, Hakata-ku, Fukuoka 812-8531, Japan <b>Importeur:</b> Panasonic Connect Europe GmbH Hagenauer Strasse 43, 65203 Wiesbaden, Deutschland <b>Vertretungsberechtigter in der EU:</b> Panasonic Connect Europe GmbH Panasonic Testing Centre Winsbergring 15, 22525 Hamburg, Deutschland</p>
<p><b>Eesti</b></p>	<p><b>Tootja:</b> Panasonic Connect Co., Ltd. 4-1-62 Minoshima, Hakata-ku, Fukuoka 812-8531, Jaapan <b>Maaletooja:</b> Panasonic Connect Europe GmbH Hagenauer Strasse 43, 65203 Wiesbaden, Saksamaa <b>Volitatud esindaja ELis:</b> Panasonic Connect Europe GmbH Panasonic Testing Centre Winsbergring 15, 22525 Hamburg, Saksamaa</p>

Ελληνικά	<p><b>Κατασκευάστηκε από:</b> Panasonic Connect Co., Ltd. 4-1-62 Minoshima, Hakata-ku, Fukuoka 812-8531, Ιαπωνία</p> <p><b>Εισαγωγέας:</b> Panasonic Connect Europe GmbH Hagenauer Strasse 43, 65203 Wiesbaden, Γερμανία</p> <p><b>Εξουσιοδοτημένος αντιπρόσωπος στην ΕΕ:</b> Panasonic Connect Europe GmbH Panasonic Testing Centre Winsbergring 15, 22525 Hamburg, Γερμανία</p>
Español	<p><b>Fabricado por:</b> Panasonic Connect Co., Ltd. 4-1-62 Minoshima, Hakata-ku, Fukuoka 812-8531, Japón</p> <p><b>Importador:</b> Panasonic Connect Europe GmbH Hagenauer Strasse 43, 65203 Wiesbaden, Alemania</p> <p><b>Representante Autorizado para la UE:</b> Panasonic Connect Europe GmbH Panasonic Testing Centre Winsbergring 15, 22525 Hamburgo, Alemania</p>
Français	<p><b>Fabriqué par :</b> Panasonic Connect Co., Ltd. 4-1-62 Minoshima, Hakata-ku, Fukuoka 812-8531, Japon</p> <p><b>Importateur :</b> Panasonic Connect Europe GmbH Hagenauer Strasse 43, 65203 Wiesbaden, Allemagne</p> <p><b>Représentant autorisé dans l'UE :</b> Panasonic Connect Europe GmbH Panasonic Testing Centre Winsbergring 15, 22525 Hambourg, Allemagne</p>
Hrvatski	<p><b>Proizvodi:</b> Panasonic Connect Co., Ltd. 4-1-62 Minoshima, Hakata-ku, Fukuoka 812-8531, Japan</p> <p><b>Uvoznik:</b> Panasonic Connect Europe GmbH Hagenauer Strasse 43, 65203 Wiesbaden, Njemačka</p> <p><b>OVlaštteni zastupnik u EU-u:</b> Panasonic Connect Europe GmbH Panasonic Testing Centre Winsbergring 15, 22525 Hamburg, Njemačka</p>
Íslenskur	<p><b>Framleitt af:</b> Panasonic Connect Co., Ltd. 4-1-62, Minoshima, Hakata-ku, Fukuoka 812-8531, Japan</p> <p><b>Innflytjandi:</b> Panasonic Connect Europe GmbH Hagenauer Strasse 43, 65203 Wiesbaden, Þýskalandi</p> <p><b>Viðurkenndur fulltrúi í ESB:</b> Panasonic Connect Europe GmbH Panasonic Testing Centre Winsbergring 15, 22525 Hamburg, Þýskalandi</p>
Italiano	<p><b>Fabbricato da:</b> Panasonic Connect Co., Ltd. 4-1-62 Minoshima, Hakata-ku, Fukuoka 812-8531, Giappone</p> <p><b>Importatore:</b> Panasonic Connect Europe GmbH Hagenauer Strasse 43, 65203 Wiesbaden, Germania</p> <p><b>Rappresentante autorizzato nell'UE:</b> Panasonic Connect Europe GmbH Panasonic Testing Centre Winsbergring 15, 22525 Amburgo, Germania</p>
Latviešu	<p><b>Ražotājs:</b> Panasonic Connect Co., Ltd. 4-1-62 Minoshima, Hakata-ku, Fukuoka 812-8531, Japāna</p> <p><b>Importētājs:</b> Panasonic Connect Europe GmbH Hagenauer Strasse 43, 65203 Wiesbaden, Vācija</p> <p><b>Oficiālais pārstāvis ES:</b> Panasonic Connect Europe GmbH Panasonic Testing Centre Winsbergring 15, 22525 Hamburg, Vācija</p>

<b>Lietuvių</b>	<p><b>Gamintojas:</b> Panasonic Connect Co., Ltd. 4-1-62 Minoshima, Hakata-ku, Fukuoka 812-8531, Japonija</p> <p><b>Importuotojas:</b> Panasonic Connect Europe GmbH Hagenauer Strasse 43, 65203 Wiesbaden, Vokietija</p> <p><b>Įgaliotasis atstovas ES:</b> Panasonic Connect Europe GmbH Panasonic Testing Centre Winsbergring 15, 22525 Hamburgas, Vokietija</p>
<b>Magyar</b>	<p><b>Gyártotta:</b> Panasonic Connect Co., Ltd. 4-1-62 Minoshima, Hakata-ku, Fukuoka 812-8531, Japán</p> <p><b>Importőr:</b> Panasonic Connect Europe GmbH Hagenauer Strasse 43, 65203 Wiesbaden, Németország</p> <p><b>Hivatalos képviselő az EU-ban:</b> Panasonic Connect Europe GmbH Panasonic Testing Centre Winsbergring 15, 22525 Hamburg, Németország</p>
<b>Nederlands</b>	<p><b>Geproduceerd door:</b> Panasonic Connect Co., Ltd. 4-1-62 Minoshima, Hakata-ku, Fukuoka 812-8531, Japan</p> <p><b>Importeur:</b> Panasonic Connect Europe GmbH Hagenauer Strasse 43, 65203 Wiesbaden, Duitsland</p> <p><b>Bevoegde vertegenwoordiger in de EU:</b> Panasonic Connect Europe GmbH Panasonic Testing Centre Winsbergring 15, 22525 Hamburg, Duitsland</p>
<b>Norsk</b>	<p><b>Produsert av:</b> Panasonic Connect Co., Ltd. 4-1-62 Minoshima, Hakata-ku, Fukuoka 812-8531, Japan</p> <p><b>Importør:</b> Panasonic Connect Europe GmbH Hagenauer Strasse 43, 65203 Wiesbaden, Tyskland</p> <p><b>Autorisert representant i EU:</b> Panasonic Connect Europe GmbH Panasonic Testing Centre Winsbergring 15, 22525 Hamburg, Tyskland</p>
<b>Polski</b>	<p><b>Wyprodukowano przez:</b> Panasonic Connect Co., Ltd. 4-1-62 Minoshima, Hakata-ku, Fukuoka 812-8531, Japonia</p> <p><b>Importer:</b> Panasonic Connect Europe GmbH Hagenauer Strasse 43, 65203 Wiesbaden, Niemcy</p> <p><b>Upoważniony przedstawiciel w UE:</b> Panasonic Connect Europe GmbH Panasonic Testing Centre Winsbergring 15, 22525 Hamburg, Niemcy</p>
<b>Português</b>	<p><b>Fabricado por:</b> Panasonic Connect Co., Ltd. 4-1-62 Minoshima, Hakata-ku, Fukuoka 812-8531, Japão</p> <p><b>Importador:</b> Panasonic Connect Europe GmbH Hagenauer Strasse 43, 65203 Wiesbaden, Alemanha</p> <p><b>Representante Autorizado na UE:</b> Panasonic Connect Europe GmbH Panasonic Testing Centre Winsbergring 15, 22525 Hamburgo, Alemanha</p>
<b>Română</b>	<p><b>Fabricat de:</b> Panasonic Connect Co., Ltd. 4-1-62 Minoshima, Hakata-ku, Fukuoka 812-8531, Japonia</p> <p><b>Importator:</b> Panasonic Connect Europe GmbH Hagenauer Strasse 43, 65203 Wiesbaden, Germania</p> <p><b>Reprezentant autorizat în UE:</b> Panasonic Connect Europe GmbH Panasonic Testing Centre Winsbergring 15, 22525 Hamburg, Germania</p>

Slovenčina	<p><b>Výrobca:</b> Panasonic Connect Co., Ltd. 4-1-62 Minoshima, Hakata-ku, Fukuoka 812-8531, Japonsko</p> <p><b>Dovozca:</b> Panasonic Connect Europe GmbH Hagenauer Strasse 43, 65203 Wiesbaden, Nemecko</p> <p><b>Autorizovaný zástupca v EÚ:</b> Panasonic Connect Europe GmbH Panasonic Testing Centre Winsbergring 15, 22525 Hamburg, Nemecko</p>
Slovenščina	<p><b>Proizvajaja:</b> Panasonic Connect Co., Ltd. 4-1-62 Minoshima, Hakata-ku, Fukuoka 812-8531, Japonska</p> <p><b>Uvoznik:</b> Panasonic Connect Europe GmbH Hagenauer Strasse 43, 65203 Wiesbaden, Nemčija</p> <p><b>Pooblaščenji zastopnik v EU:</b> Panasonic Connect Europe GmbH Panasonic Testing Centre Winsbergring 15, 22525 Hamburg, Nemčija</p>
Suomi	<p><b>Valmistaja:</b> Panasonic Connect Co., Ltd. 4-1-62 Minoshima, Hakata-ku, Fukuoka 812-8531, Japani</p> <p><b>Maahantuoja:</b> Panasonic Connect Europe GmbH Hagenauer Strasse 43, 65203 Wiesbaden, Saksa</p> <p><b>Valtuutettu edustaja EU:ssa:</b> Panasonic Connect Europe GmbH Panasonic Testing Centre Winsbergring 15, 22525 Hampuri, Saksa</p>
Svenska	<p><b>Tillverkad av:</b> Panasonic Connect Co., Ltd. 4-1-62 Minoshima, Hakata-ku, Fukuoka 812-8531, Japan</p> <p><b>Importör:</b> Panasonic Connect Europe GmbH Hagenauer Strasse 43, 65203 Wiesbaden, Tyskland</p> <p><b>Auktoriserad representant i EU:</b> Panasonic Connect Europe GmbH Panasonic Testing Centre Winsbergring 15, 22525 Hamburg, Tyskland</p>
Türkçe	<p><b>Tarafından Üretilmiştir:</b> Panasonic Connect Co., Ltd. 4-1-62 Minoshima, Hakata-ku, Fukuoka 812-8531, Japonya</p> <p><b>İthalatçı:</b> Panasonic Connect Europe GmbH Hagenauer Strasse 43, 65203 Wiesbaden, Almanya</p> <p><b>AB Yetkili Temsilcisi:</b> Panasonic Connect Europe GmbH Panasonic Testing Centre Winsbergring 15, 22525 Hamburg, Almanya</p>

**Manufactured by:** Panasonic Connect Co., Ltd.

4-1-62 Minoshima, Hakata-ku, Fukuoka 812-8531, Japan

**Importer:** Panasonic Connect Europe GmbH

Hagenauer Strasse 43, 65203 Wiesbaden, Germany

**Authorized Representative in EU:** Panasonic Connect Europe GmbH

Panasonic Testing Centre

Winsbergring 15, 22525 Hamburg, Germany

**Importer for UK:**

Panasonic Connect UK,

a branch of Panasonic Connect Europe GmbH,

Maxis 2, Western Road, Bracknell, Berkshire, RG12 1RT



### Disposal of Old Equipment

**Only for European Union and countries with recycling systems**



This symbol on the products, packaging, and/or accompanying documents means that used electrical and electronic products must not be mixed with general household waste.

For proper treatment, recovery and recycling of old products, please take them to applicable collection points in accordance with your national legislation.

By disposing of them correctly, you will help to save valuable resources and prevent any potential negative effects on human health and the environment.

For more information about collection and recycling, please contact your local authority.

Penalties may be applicable for incorrect disposal of this waste, in accordance with national legislation.

### Product Information (for Turkey only)

AEEE Yönetmeliğine Uygundur.

### Environment care information for users in China



This symbol is only valid in China.

---

# Panasonic Connect Co., Ltd.

Web Site : <https://panasonic.net/cns/projector/>

© Panasonic Connect Co., Ltd. 2022

---

## Panasonic Connect North America

Two Riverfront Plaza, Newark, NJ 07102

TEL: (877) 803 - 8492

## Panasonic Canada Inc.

5770 Ambler Drive, Mississauga, Ontario L4W 2T3

TEL: (905) 624 - 5010

SS0318AM3044 -PS

Printed in Japan



# Appendix / Annexe / 付録

## ● ET-D3LEW10

(Unit / Unités / 単位 : m)

When the screen aspect ratio is 16:10  
Lorsque le rapport d'aspect de l'écran est  
16:10

アスペクト比 16:10

SD	SH	SW	PT-RQ32K / PT-RQ22K Throw ratio / Rapport de projection / スローレシオ : [1.35 - 1.84:1]		PT-RZ31K / PT-RZ21K Throw ratio / Rapport de projection / スローレシオ : [1.26 - 1.72:1]	
			LW	LT	LW	LT
1.78 (70")	0.942	1.508	1.99	2.73	1.85	2.54
2.03 (80")	1.077	1.723	2.28	3.14	2.13	2.92
2.29 (90")	1.212	1.939	2.58	3.54	2.40	3.30
2.54 (100")	1.346	2.154	2.88	3.95	2.68	3.68
3.05 (120")	1.615	2.585	3.47	4.76	3.23	4.43
3.81 (150")	2.019	3.231	4.36	5.97	4.06	5.57
5.08 (200")	2.692	4.308	5.84	7.99	5.44	7.45
6.35 (250")	3.365	5.385	7.32	10.02	6.83	9.34
7.62 (300")	4.039	6.462	8.80	12.04	8.21	11.23
8.89 (350")	4.712	7.539	10.28	14.07	9.59	13.12
10.16 (400")	5.385	8.616	11.76	16.09	10.97	15.01
12.70 (500")	6.731	10.770	14.73	20.14	13.74	18.79
15.24 (600")	8.077	12.923	17.69	24.19	16.50	22.57
17.78 (700")	9.423	15.077	20.65	28.24	19.27	26.35
20.32 (800")	10.770	17.231	23.61	32.29	22.03	30.13
22.86 (900")	12.116	19.385	26.58	36.33	24.80	33.90
25.40 (1000")	13.462	21.539	29.54	40.38	27.56	37.68

(Unit / Unités / 単位 : m)

When the screen aspect ratio is 16:9  
Lorsque le rapport d'aspect de l'écran est  
16:9

アスペクト比 16:9

SD	SH	SW	PT-RQ32K / PT-RQ22K Throw ratio / Rapport de projection / スローレシオ : [1.35 - 1.84:1]		PT-RZ31K / PT-RZ21K Throw ratio / Rapport de projection / スローレシオ : [1.26 - 1.72:1]		PT-RS30K / PT-RS20K Throw ratio / Rapport de projection / スローレシオ : [1.37 - 1.86:1]	
			LW	LT	LW	LT	LW	LT
1.78 (70")	0.872	1.550	2.04	2.81	1.90	2.62	2.07	2.84
2.03 (80")	0.996	1.771	2.35	3.23	2.19	3.00	2.37	3.26
2.29 (90")	1.121	1.992	2.65	3.64	2.47	3.39	2.68	3.68
2.54 (100")	1.245	2.214	2.96	4.06	2.76	3.78	2.99	4.10
3.05 (120")	1.494	2.657	3.57	4.89	3.32	4.56	3.61	4.94
3.81 (150")	1.868	3.321	4.48	6.14	4.18	5.72	4.53	6.20
5.08 (200")	2.491	4.428	6.00	8.22	5.60	7.66	6.07	8.31
6.35 (250")	3.113	5.535	7.53	10.30	7.02	9.61	7.60	10.41
7.62 (300")	3.736	6.641	9.05	12.38	8.44	11.55	9.14	12.51
8.89 (350")	4.358	7.748	10.57	14.46	9.86	13.49	10.68	14.61
10.16 (400")	4.981	8.855	12.09	16.54	11.28	15.43	12.22	16.71
12.70 (500")	6.226	11.069	15.14	20.70	14.12	19.32	15.30	20.92
15.24 (600")	7.472	13.283	18.18	24.86	16.96	23.20	18.37	25.12
17.78 (700")	8.717	15.497	21.23	29.02	19.81	27.08	21.45	29.33
20.32 (800")	9.962	17.710	24.27	33.19	22.65	30.97	24.52	33.53
22.86 (900")	11.207	19.924	27.32	37.35	25.49	34.85	27.60	37.74
25.40 (1000")	12.453	22.138	30.36	41.51	28.33	38.73	30.68	41.94

# Appendix / Annexe / 付録 (continued / suite / つづき)

(Unit / Unités / 単位 : m)

When the screen aspect ratio is 4:3  
Lorsque le rapport d'aspect de l'écran est  
4:3  
アスペクト比 4:3

SD	SH	SW	PT-RQ32K / PT-RQ22K Throw ratio / Rapport de projection / スローレシオ : [1.63 - 2.22:1]		PT-RZ31K / PT-RZ21K Throw ratio / Rapport de projection / スローレシオ : [1.52 - 2.07:1]		PT-RS30K / PT-RS20K Throw ratio / Rapport de projection / スローレシオ : [1.37 - 1.86:1]	
			LW	LT	LW	LT	LW	LT
1.78 (70")	1.067	1.422	2.26	3.11	2.10	2.89	1.89	2.60
2.03 (80")	1.219	1.626	2.60	3.56	2.42	3.32	2.17	2.99
2.29 (90")	1.372	1.829	2.93	4.02	2.73	3.75	2.46	3.37
2.54 (100")	1.524	2.032	3.27	4.48	3.04	4.18	2.74	3.76
3.05 (120")	1.829	2.438	3.94	5.40	3.67	5.03	3.30	4.53
3.81 (150")	2.286	3.048	4.94	6.77	4.61	6.31	4.15	5.69
5.08 (200")	3.048	4.064	6.62	9.06	6.17	8.45	5.56	7.62
6.35 (250")	3.810	5.080	8.30	11.36	7.74	10.59	6.97	9.55
7.62 (300")	4.572	6.096	9.98	13.65	9.30	12.73	8.39	11.48
8.89 (350")	5.334	7.112	11.65	15.94	10.87	14.87	9.80	13.41
10.16 (400")	6.096	8.128	13.33	18.23	12.43	17.01	11.21	15.34
12.70 (500")	7.620	10.160	16.68	22.82	15.56	21.29	14.03	19.20
15.24 (600")	9.144	12.192	20.04	27.40	18.69	25.56	16.86	23.05
17.78 (700")	10.668	14.224	23.39	31.98	21.82	29.84	19.68	26.91
20.32 (800")	12.192	16.256	26.75	36.57	24.95	34.12	22.51	30.77
22.86 (900")	13.716	18.288	30.10	41.15	28.09	38.40	25.33	34.63
25.40 (1000")	15.240	20.320	33.45	45.73	31.22	42.67	28.16	38.49

## ● ET-D3LET30

(Unit / Unités / 単位 : m)

When the screen aspect ratio is 16:10  
Lorsque le rapport d'aspect de l'écran est  
16:10  
アスペクト比 16:10

SD	SH	SW	PT-RQ32K / PT-RQ22K Throw ratio / Rapport de projection / スローレシオ : [2.57 - 5.00:1]		PT-RZ31K / PT-RZ21K Throw ratio / Rapport de projection / スローレシオ : [2.40 - 4.66:1]	
			LW	LT	LW	LT
1.78 (70")	0.942	1.508	3.80	7.45	3.54	6.94
2.03 (80")	1.077	1.723	4.36	8.54	4.06	7.96
2.29 (90")	1.212	1.939	4.92	9.63	4.59	8.97
2.54 (100")	1.346	2.154	5.48	10.72	5.11	9.99
3.05 (120")	1.615	2.585	6.60	12.90	6.16	12.03
3.81 (150")	2.019	3.231	8.29	16.17	7.73	15.08
5.08 (200")	2.692	4.308	11.09	21.63	10.34	20.17
6.35 (250")	3.365	5.385	13.90	27.08	12.96	25.26
7.62 (300")	4.039	6.462	16.70	32.54	15.58	30.35
8.89 (350")	4.712	7.539	19.50	37.99	18.20	35.45
10.16 (400")	5.385	8.616	22.31	43.44	20.81	40.54
12.70 (500")	6.731	10.770	27.92	54.35	26.05	50.72
15.24 (600")	8.077	12.923	33.52	65.26	31.28	60.90
17.78 (700")	9.423	15.077	39.13	76.17	36.52	71.08
20.32 (800")	10.770	17.231	44.74	87.08	41.75	81.26
22.86 (900")	12.116	19.385	50.35	97.99	46.99	91.44
25.40 (1000")	13.462	21.539	55.96	108.90	52.22	101.62

# Appendix / Annexe / 付録 (continued / suite / つづき)

(Unit / Unités / 単位 : m)

When the screen aspect ratio is 16:9  
 Lorsque le rapport d'aspect de l'écran est  
 16:9  
 アスペクト比 16:9

SD	SH	SW	PT-RQ32K / PT-RQ22K		PT-RZ31K / PT-RZ21K		PT-RS30K / PT-RS20K	
			LW	LT	LW	LT	LW	LT
1.78 (70")	0.872	1.550	3.91	7.66	3.64	7.14	3.95	7.74
2.03 (80")	0.996	1.771	4.49	8.78	4.18	8.18	4.53	8.87
2.29 (90")	1.121	1.992	5.06	9.90	4.72	9.23	5.12	10.01
2.54 (100")	1.245	2.214	5.64	11.02	5.25	10.28	5.70	11.14
3.05 (120")	1.494	2.657	6.79	13.26	6.33	12.37	6.86	13.40
3.81 (150")	1.868	3.321	8.52	16.63	7.94	15.51	8.61	16.80
5.08 (200")	2.491	4.428	11.40	22.23	10.63	20.74	11.52	22.47
6.35 (250")	3.113	5.535	14.29	27.84	13.32	25.97	14.43	28.13
7.62 (300")	3.736	6.641	17.17	33.45	16.01	31.20	17.35	33.80
8.89 (350")	4.358	7.748	20.05	39.05	18.70	36.44	20.26	39.46
10.16 (400")	4.981	8.855	22.93	44.66	21.39	41.67	23.17	45.12
12.70 (500")	6.226	11.069	28.70	55.87	26.77	52.13	29.00	56.45
15.24 (600")	7.472	13.283	34.46	67.08	32.15	62.60	34.82	67.78
17.78 (700")	8.717	15.497	40.22	78.29	37.53	73.06	40.64	79.11
20.32 (800")	9.962	17.710	45.99	89.51	42.92	83.53	46.47	90.44
22.86 (900")	11.207	19.924	51.75	100.72	48.30	93.99	52.29	101.76
25.40 (1000")	12.453	22.138	57.52	111.93	53.68	104.45	58.12	113.09

(Unit / Unités / 単位 : m)

When the screen aspect ratio is 4:3  
 Lorsque le rapport d'aspect de l'écran est  
 4:3  
 アスペクト比 4:3

SD	SH	SW	PT-RQ32K / PT-RQ22K		PT-RZ31K / PT-RZ21K		PT-RS30K / PT-RS20K	
			LW	LT	LW	LT	LW	LT
1.78 (70")	1.067	1.422	4.32	8.46	4.02	7.88	3.62	7.09
2.03 (80")	1.219	1.626	4.95	9.69	4.61	9.03	4.15	8.13
2.29 (90")	1.372	1.829	5.59	10.93	5.21	10.18	4.69	9.17
2.54 (100")	1.524	2.032	6.22	12.16	5.80	11.34	5.22	10.21
3.05 (120")	1.829	2.438	7.49	14.63	6.99	13.64	6.29	12.29
3.81 (150")	2.286	3.048	9.40	18.34	8.76	17.10	7.89	15.41
5.08 (200")	3.048	4.064	12.57	24.51	11.73	22.86	10.57	20.61
6.35 (250")	3.810	5.080	15.75	30.69	14.69	28.63	13.24	25.81
7.62 (300")	4.572	6.096	18.92	36.86	17.65	34.39	15.91	31.01
8.89 (350")	5.334	7.112	22.10	43.04	20.61	40.15	18.59	36.21
10.16 (400")	6.096	8.128	25.27	49.21	23.58	45.91	21.26	41.41
12.70 (500")	7.620	10.160	31.62	61.56	29.50	57.44	26.61	51.81
15.24 (600")	9.144	12.192	37.97	73.91	35.43	68.97	31.95	62.21
17.78 (700")	10.668	14.224	44.32	86.26	41.36	80.49	37.30	72.61
20.32 (800")	12.192	16.256	50.67	98.62	47.28	92.02	42.65	83.01
22.86 (900")	13.716	18.288	57.02	110.97	53.21	103.54	47.99	93.41
25.40 (1000")	15.240	20.320	63.37	123.32	59.13	115.07	53.34	103.80

# Appendix / Annexe / 付録 (continued / suite / つづき)

## ● ET-D3LET40

(Unit / Unités / 単位 : m)

When the screen aspect ratio is 16:10  
Lorsque le rapport d'aspect de l'écran est  
16:10  
アスペクト比 16:10

SD	SH	SW	PT-RQ32K / PT-RQ22K Throw ratio / Rapport de projection / スローレシオ : [4.94 - 7.94:1]		PT-RZ31K / PT-RZ21K Throw ratio / Rapport de projection / スローレシオ : [4.61 - 7.41:1]	
			LW	LT	LW	LT
1.78 (70")	0.942	1.508	7.36	11.88	6.86	11.08
2.03 (80")	1.077	1.723	8.43	13.60	7.86	12.68
2.29 (90")	1.212	1.939	9.51	15.33	8.86	14.29
2.54 (100")	1.346	2.154	10.58	17.05	9.87	15.90
3.05 (120")	1.615	2.585	12.73	20.50	11.87	19.12
3.81 (150")	2.019	3.231	15.96	25.67	14.88	23.94
5.08 (200")	2.692	4.308	21.33	34.28	19.90	31.99
6.35 (250")	3.365	5.385	26.71	42.90	24.92	40.03
7.62 (300")	4.039	6.462	32.08	51.52	29.93	48.07
8.89 (350")	4.712	7.539	37.46	60.14	34.95	56.12
10.16 (400")	5.385	8.616	42.83	68.75	39.97	64.16
12.70 (500")	6.731	10.770	53.58	85.99	50.00	80.24
15.24 (600")	8.077	12.923	64.34	103.22	60.03	96.33
17.78 (700")	9.423	15.077	75.09	120.46	70.07	112.42
20.32 (800")	10.770	17.231	85.84	137.69	80.10	128.50
22.86 (900")	12.116	19.385	96.59	154.93	90.14	144.59
25.40 (1000")	13.462	21.539	107.34	172.16	100.17	160.67

(Unit / Unités / 単位 : m)

When the screen aspect ratio is 16:9  
Lorsque le rapport d'aspect de l'écran est  
16:9  
アスペクト比 16:9

SD	SH	SW	PT-RQ32K / PT-RQ22K Throw ratio / Rapport de projection / スローレシオ : [4.95 - 7.94:1]		PT-RZ31K / PT-RZ21K Throw ratio / Rapport de projection / スローレシオ : [4.61 - 7.41:1]		PT-RS30K / PT-RS20K Throw ratio / Rapport de projection / スローレシオ : [5.00 - 8.02:1]	
			LW	LT	LW	LT	LW	LT
1.78 (70")	0.872	1.550	7.57	12.22	7.05	11.39	7.65	12.34
2.03 (80")	0.996	1.771	8.67	13.99	8.08	13.04	8.76	14.13
2.29 (90")	1.121	1.992	9.78	15.76	9.11	14.70	9.88	15.92
2.54 (100")	1.245	2.214	10.88	17.53	10.15	16.35	11.00	17.71
3.05 (120")	1.494	2.657	13.09	21.07	12.21	19.66	13.23	21.29
3.81 (150")	1.868	3.321	16.41	26.39	15.30	24.61	16.58	26.66
5.08 (200")	2.491	4.428	21.93	35.24	20.46	32.88	22.16	35.61
6.35 (250")	3.113	5.535	27.46	44.10	25.61	41.15	27.74	44.56
7.62 (300")	3.736	6.641	32.98	52.96	30.77	49.41	33.32	53.51
8.89 (350")	4.358	7.748	38.51	61.81	35.93	57.68	38.91	62.46
10.16 (400")	4.981	8.855	44.03	70.67	41.08	65.95	44.49	71.41
12.70 (500")	6.226	11.069	55.08	88.39	51.40	82.48	55.65	89.30
15.24 (600")	7.472	13.283	66.13	106.10	61.71	99.01	66.82	107.20
17.78 (700")	8.717	15.497	77.18	123.81	72.02	115.55	77.98	125.10
20.32 (800")	9.962	17.710	88.23	141.53	82.33	132.08	89.14	143.00
22.86 (900")	11.207	19.924	99.28	159.24	92.65	148.61	100.31	160.89
25.40 (1000")	12.453	22.138	110.33	176.96	102.96	165.15	111.47	178.79

# Appendix / Annexe / 付録 (continued / suite / つづき)

(Unit / Unités / 単位 : m)

When the screen aspect ratio is 4:3  
Lorsque le rapport d'aspect de l'écran est 4:3  
アスペクト比 4:3

SD	SH	SW	PT-RQ32K / PT-RQ22K Throw ratio / Rapport de projection / スローレシオ : [5.94 - 9.54:1]		PT-RZ31K / PT-RZ21K Throw ratio / Rapport de projection / スローレシオ : [5.54 - 8.90:1]		PT-RS30K / PT-RS20K Throw ratio / Rapport de projection / スローレシオ : [4.99 - 8.02:1]	
			LW	LT	LW	LT	LW	LT
1.78 (70")	1.067	1.422	8.35	13.47	7.78	12.56	7.01	11.32
2.03 (80")	1.219	1.626	9.57	15.43	8.92	14.38	8.03	12.96
2.29 (90")	1.372	1.829	10.79	17.38	10.06	16.20	9.06	14.60
2.54 (100")	1.524	2.032	12.00	19.33	11.19	18.03	10.08	16.25
3.05 (120")	1.829	2.438	14.44	23.23	13.46	21.67	12.13	19.53
3.81 (150")	2.286	3.048	18.09	29.08	16.87	27.13	15.21	24.46
5.08 (200")	3.048	4.064	24.18	38.84	22.55	36.24	20.33	32.68
6.35 (250")	3.810	5.080	30.26	48.60	28.23	45.34	25.45	40.89
7.62 (300")	4.572	6.096	36.35	58.35	33.91	54.45	30.58	49.11
8.89 (350")	5.334	7.112	42.43	68.11	39.59	63.55	35.70	57.32
10.16 (400")	6.096	8.128	48.52	77.87	45.27	72.66	40.83	65.54
12.70 (500")	7.620	10.160	60.69	97.38	56.63	90.87	51.08	81.97
15.24 (600")	9.144	12.192	72.86	116.89	67.99	109.08	61.32	98.40
17.78 (700")	10.668	14.224	85.03	136.41	79.35	127.29	71.57	114.83
20.32 (800")	12.192	16.256	97.20	155.92	90.70	145.50	81.82	131.26
22.86 (900")	13.716	18.288	109.38	175.43	102.06	163.71	92.07	147.69
25.40 (1000")	15.240	20.320	121.55	194.95	113.42	181.92	102.32	164.12

## Note

- A  $\pm 5\%$  error in listed projection distances may occur.  
In addition, when [KEYSTONE] is used, distance is corrected to become smaller than the specified screen size.
- The throw ratio is based on the value during projection with the projected image size of 3.81 m (150").

## Remarque

- Une erreur de  $\pm 5\%$  dans des distances de projection énumérées peut se produire.  
En outre, lorsque [CORRECTION DE TRAPÈZE] est utilisé, la distance est corrigée pour devenir inférieure à la taille d'écran spécifiée.
- Le rapport de projection est basé sur la valeur en cours de projection avec une taille de l'image projetée de 3,81 m (150").

## お知らせ

- 記載の投写距離は  $\pm 5\%$ 以下の範囲内で誤差が発生します。  
また、[台形補正] 使用時は、所定の画面サイズよりも小さくなる方向で補正されます。
- スローレシオは、投写画面サイズ 150 型投写時の値を基準にしています。

Setting-up dimensions which are not given in the above table can be calculated using the formulas below. Check the projected image size SD (m) and use the following formula to determine projection distance (L).

La configuration des dimensions qui ne sont pas données dans le tableau ci-dessus peut être calculée à l'aide des formules suivantes. Vérifiez la taille de l'image projetée SD (m) et utilisez la formule suivante pour déterminer la distance de projection (L).

上記の表以外の投写寸法は次の計算式で求めることができます。画面対角サイズ SD (m) をご確認のうえ、それぞれの計算式で投写距離 (L) を求めてください。

# Appendix / Annexe / 付録 (continued / suite / つづき)

- Projection distance formulas
- Formules de distance de projection
- 投写距離計算式

The dimensions of the following table contain a slight error.

Periods are used to represent decimal points in the calculation formulas in the following table.

Les dimensions du tableau suivant peuvent présenter un léger écart.

Les points sont utilisés pour indiquer les décimales dans les formules de calcul dans le tableau suivant.

次の表内の寸法は若干の誤差があります。

## ● ET-D3LEW10

(Unit / Unités / 単位 : m)

		L	
		LW	LT
PT-RQ32K / PT-RQ22K	When the screen aspect ratio is 16:10 Lorsque le rapport d'aspect de l'écran est 16:10 アスペクト比 16:10 のとき	=1.1663 × SD-0.0867	=1.5939 × SD-0.1025
	When the screen aspect ratio is 16:9 Lorsque le rapport d'aspect de l'écran est 16:9 アスペクト比 16:9 のとき	=1.1988 × SD-0.0867	=1.6382 × SD-0.1025
	When the screen aspect ratio is 4:3 Lorsque le rapport d'aspect de l'écran est 4:3 アスペクト比 4:3 のとき	=1.3205 × SD-0.0867	=1.8046 × SD-0.1025
PT-RZ31K / PT-RZ21K	When the screen aspect ratio is 16:10 Lorsque le rapport d'aspect de l'écran est 16:10 アスペクト比 16:10 のとき	=1.0886 × SD-0.0867	=1.4876 × SD-0.1025
	When the screen aspect ratio is 16:9 Lorsque le rapport d'aspect de l'écran est 16:9 アスペクト比 16:9 のとき	=1.1188 × SD-0.0867	=1.5290 × SD-0.1025
	When the screen aspect ratio is 4:3 Lorsque le rapport d'aspect de l'écran est 4:3 アスペクト比 4:3 のとき	=1.2324 × SD-0.0867	=1.6841 × SD-0.1025
PT-RS30K / PT-RS20K	When the screen aspect ratio is 16:9 Lorsque le rapport d'aspect de l'écran est 16:9 アスペクト比 16:9 のとき	=1.2112 × SD-0.0867	=1.6552 × SD-0.1025
	When the screen aspect ratio is 4:3 Lorsque le rapport d'aspect de l'écran est 4:3 アスペクト比 4:3 のとき	=1.1119 × SD-0.0867	=1.5195 × SD-0.1025

# Appendix / Annexe / 付録 (continued / suite / つづき)

## ● ET-D3LET30

(Unit / Unités / 単位 : m)

		L	
		LW	LT
PT-RQ32K / PT-RQ22K	When the screen aspect ratio is 16:10 Lorsque le rapport d'aspect de l'écran est 16:10 アスペクト比 16:10 のとき	=2.2081 × SD-0.1261	=4.2947 × SD-0.1892
	When the screen aspect ratio is 16:9 Lorsque le rapport d'aspect de l'écran est 16:9 アスペクト比 16:9 のとき	=2.2695 × SD-0.1261	=4.4141 × SD-0.1892
	When the screen aspect ratio is 4:3 Lorsque le rapport d'aspect de l'écran est 4:3 アスペクト比 4:3 のとき	=2.5000 × SD-0.1261	=4.8624 × SD-0.1892
PT-RZ31K / PT-RZ21K	When the screen aspect ratio is 16:10 Lorsque le rapport d'aspect de l'écran est 16:10 アスペクト比 16:10 のとき	=2.0609 × SD-0.1261	=4.0084 × SD-0.1892
	When the screen aspect ratio is 16:9 Lorsque le rapport d'aspect de l'écran est 16:9 アスペクト比 16:9 のとき	=2.1182 × SD-0.1261	=4.1198 × SD-0.1892
	When the screen aspect ratio is 4:3 Lorsque le rapport d'aspect de l'écran est 4:3 アスペクト比 4:3 のとき	=2.3331 × SD-0.1261	=4.5378 × SD-0.1892
PT-RS30K / PT-RS20K	When the screen aspect ratio is 16:9 Lorsque le rapport d'aspect de l'écran est 16:9 アスペクト比 16:9 のとき	=2.2930 × SD-0.1261	=4.4599 × SD-0.1892
	When the screen aspect ratio is 4:3 Lorsque le rapport d'aspect de l'écran est 4:3 アスペクト比 4:3 のとき	=2.1050 × SD-0.1261	=4.0943 × SD-0.1892

## ● ET-D3LET40

(Unit / Unités / 単位 : m)

		L	
		LW	LT
PT-RQ32K / PT-RQ22K	When the screen aspect ratio is 16:10 Lorsque le rapport d'aspect de l'écran est 16:10 アスペクト比 16:10 のとき	=4.2324 × SD-0.1673	=6.7853 × SD-0.1846
	When the screen aspect ratio is 16:9 Lorsque le rapport d'aspect de l'écran est 16:9 アスペクト比 16:9 のとき	=4.3501 × SD-0.1673	=6.9740 × SD-0.1846
	When the screen aspect ratio is 4:3 Lorsque le rapport d'aspect de l'écran est 4:3 アスペクト比 4:3 のとき	=4.7919 × SD-0.1673	=7.6823 × SD-0.1846
PT-RZ31K / PT-RZ21K	When the screen aspect ratio is 16:10 Lorsque le rapport d'aspect de l'écran est 16:10 アスペクト比 16:10 のとき	=3.9503 × SD-0.1673	=6.3330 × SD-0.1846
	When the screen aspect ratio is 16:9 Lorsque le rapport d'aspect de l'écran est 16:9 アスペクト比 16:9 のとき	=4.0601 × SD-0.1673	=6.5091 × SD-0.1846
	When the screen aspect ratio is 4:3 Lorsque le rapport d'aspect de l'écran est 4:3 アスペクト比 4:3 のとき	=4.4720 × SD-0.1673	=7.1694 × SD-0.1846
PT-RS30K / PT-RS20K	When the screen aspect ratio is 16:9 Lorsque le rapport d'aspect de l'écran est 16:9 アスペクト比 16:9 のとき	=4.3952 × SD-0.1673	=7.0463 × SD-0.1846
	When the screen aspect ratio is 4:3 Lorsque le rapport d'aspect de l'écran est 4:3 アスペクト比 4:3 のとき	=4.0349 × SD-0.1673	=6.4687 × SD-0.1846

---

# Panasonic Connect Co., Ltd.

Web Site : <https://panasonic.net/cns/projector/>

---

## **Panasonic Connect North America**

Two Riverfront Plaza, Newark, NJ 07102

TEL: (877) 803 - 8492

## **Panasonic Canada Inc.**

5770 Ambler Drive, Mississauga, Ontario L4W 2T3

TEL: (905) 624 - 5010

---

## **パナソニック コネクト株式会社**

〒 571-8503 大阪府門真市松葉町 2 番 15 号 電話 ☎ 0120-872-601